

# Actuator

31-  
718.0292



<https://www.eao.com/p/31-718.0292>

Your product:

---



## 31-718.0292

### Actuator

#### FRONT

Front dimension:	18 mm x 18 mm
Front form:	Square
Front bezel colour:	Black
Front bezel material:	Plastic

#### MOUNTING

Design:	Raised
Mounting cut-out:	Ø 16 mm
Mounting type:	Panel mounting

#### OPERATING-/INDICATION PART

Lens illumination:	Illuminated
--------------------	-------------

#### ELECTRICAL CHARACTERISTICS

Switching voltage and switching current:	250 VAC, 5 A (ohmic) 250 VAC, 3 A (Soldering terminal) 250 VAC, 2 A (inductive, $\cos(\phi) = 0.7$ ) 125 VAC, 3 A (inductive, $\cos(\phi) = 0.7$ ) 220 VDC, 0.1 A (inductive, L:R = 30 ms) 60 VDC, 0.7 A (inductive, L:R = 30 ms) 24 VDC, 2 A (inductive, L:R = 30 ms)
--	--

Contacts:	1 NC / 1 NO
Rated Operational Voltage Ue:	250 VAC/VDC
Switching rating:	250 V @ 5 A
Electrical lifetime:	50 000 cycles of operation
Electric strength:	

2500 VAC, 50 Hz, 1 minute, as per IEC 60512-2-11 between all terminals and earth

<b>Protection class:</b>	II
<b>Standards:</b>	According to EN/IEC 61058-1
<b>Thermal current I<sub>th</sub>:</b>	5 A

## MECHANICAL CHARACTERISTIC

<b>Terminal:</b>	Universal soldering terminal
<b>Contact material:</b>	Gold
<b>Switching action:</b>	Maintained
<b>Switching system:</b>	Snap-action switching element
<b>Switching system:</b>	Self-cleaning, double-break snap action switching system (contact opening width 2 mm x 0.5 mm), 1 normally closed and 1 normally open contact per element.
<b>Mechanical lifetime:</b>	1 Mil. cycles of operation
<b>Operating force:</b>	2 N ... 5,5 N, depending on the number of switching elements
<b>Operating Travel:</b>	ca. 3 mm
<b>Tightening torque:</b>	Fixing nut max. 0.5 Nm
<b>Weight:</b>	0.008 kg

## AMBIENT CONDITION

<b>IP Protection:</b>	IP40 front side, IP67 with front protective cap
<b>Operating temperature:</b>	– 25 °C ... + 55 °C, mounted as a block, make sure the heat can escape freely
<b>Storage temperature:</b>	– 40 °C ... + 85 °C
<b>Shock resistance:</b>	15 g for 11 ms, as per IEC 60512-4-3, IEC 60068-2-27 (Single impacts, semi-sinusoidal)
<b>Vibration resistance:</b>	10 g at 10 Hz...2000 Hz, amplitude 1.5 mm (Sinusoidal), according to DIN EN 60512-4-4, DIN EN 60068-2-6
<b>Climate resistance:</b>	Standard condition according to IEC 60068-2-3 Changing condition according to IEC 60068-2-14

## CERTIFICATE

<b>Approbations:</b>	CB (IEC 61058-1), CSA, DNV, ENEC (EN 61058-1), UL
<b>Conformities:</b>	CE, UKCA, 2011 / 65 / EC (RoHS), 2014 / 35 / EU (LVD)
<b>REACH:</b>	REACH compliant
<b>RoHS:</b>	

RoHS compliant

## OTHER

### Short Description:

Actuator, Ø 16 mm, 18 mm x 18 mm, Illuminated, Square, Black, Plastic, 1 NC / 1 NO, Maintained, Universal soldering terminal

### Internal size:

15,3 mm x 15,3 mm

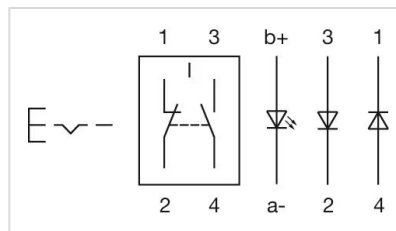
### Housing colour:

Black

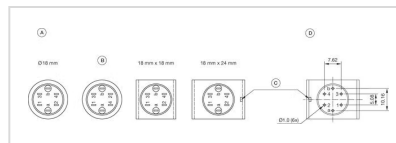
### max. number of switching elements:

1

### Wiring diagrams:

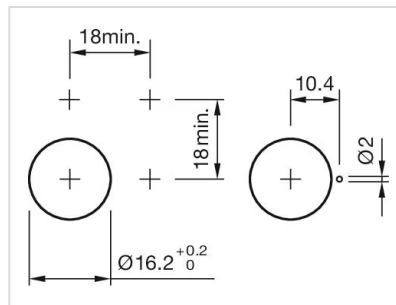


### Component layouts:

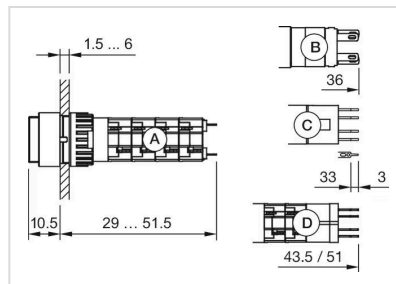


A = Terminals (rear side)  
B = Diode block  
C = Anti twist device only 18 mm x 24 mm  
D = Drilling plan (component side)

### Mounting cut-outs:



### Dimension drawings:



A = Solder terminal  
B = Plug-in terminal 2.8 mm x 0.5 mm  
C = Universal terminal 2.0 mm x 0.5 mm  
D = Universal-Solder terminal