

Actuator

51-
485.036F



<https://www.eao.com/p/51-485.036F>

Your product:



51-485.036F Actuator

MOUNTING

Design:	Flush
Mounting type:	Panel mounting

OPERATING-/INDICATION PART

Lens illumination:	Illuminated
---------------------------	-------------

ELECTRICAL CHARACTERISTICS

Switching voltage and switching current:	100 mA at 42 VAC/VDC
Contacts:	1 NO
Switching rating:	42 V @ 0,1 A
Electric strength:	2500 VAC, 50 Hz, 1 min. between all terminals and earth, according to IEC 61058-1, part 15

MECHANICAL CHARACTERISTICS

Terminal:	Universal terminal, 2 x 0.5 mm
Contact material:	Gold
Switching action:	Maintained
Switching system:	Low-level element
Switching system:	<p>This low-level switching element was designed for switching low powers in electronic circuits. The mechanism assures reliable switching of loads ranging from a few $\mu\text{A}/\mu\text{V}$ up to 100 mA/ 42 VAC/DC.</p> <p>Single-break momentary contact, as normally open or normally closed with 4 independent points of contact. 2 momentary contacts per switching element; combination of normally open and normally closed is possible.</p> <p>Special features are the long life, extremely short rebound time and stable contact resistance.</p>
Mechanical lifetime:	

1 Mil. cycles of operation

Operating force: 1,8 ... 3,5 N

Operating Travel: 3 mm

Tightening torque: Fixing nut max. 0.5 Nm

Terminal details 1: The universal terminals permit these units to be mounted on printed circuit boards (PCB). These terminals can also be used as soldering or plug-in terminals. For these terminals we can also supply a plug-in base which, when soldered on to the board, enables the switch to be plugged in.

Weight: 0.006 kg

AMBIENT CONDITION

IP front protection: IP65, according to DIN EN 60529

Operating temperature: – 25 °C ... + 55 °C, mounted as a block, make sure the heat can escape freely

Storage temperature: – 40 °C ... + 85 °C

Shock resistance: 15 g for 11 ms, as per DIN / EN 60512-4-3, DIN / EN 60068-2-27 (Single impacts, semi-sinusoidal)

CERTIFICATE

REACH: REACH compliant

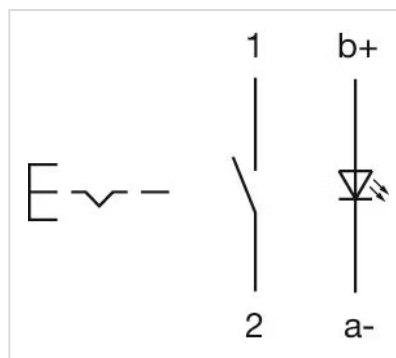
RoHS: RoHS compliant

OTHER

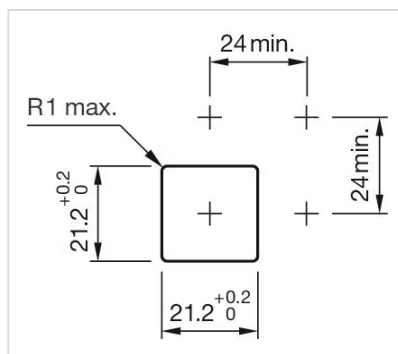
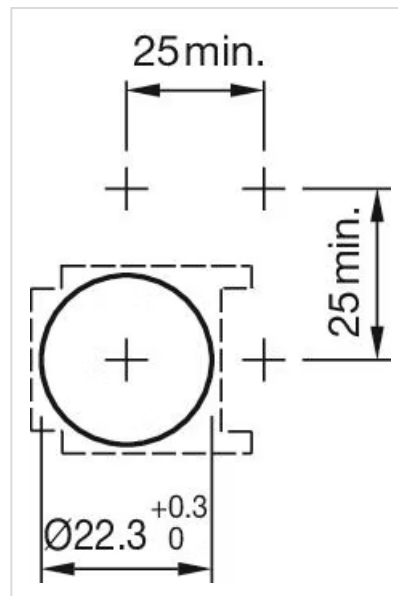
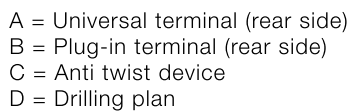
Short Description: Actuator, Illuminated, 1 NO, Maintained, Universal terminal, 2 x 0.5 mm, IP65, according to DIN EN 60529

Housing colour: Black

Wiring diagrams:



Component layouts:



Technical drawing of the 1000 series ball bearing unit showing side, front, and rear views with dimensions:

- Side View (Left):** Shows the unit's profile. Dimensions include a mounting hole diameter of $1.5 \dots 4$, a total width of 2 , a main body length of $36.5 \dots 59$, and a ball diameter of $\varnothing 20$.
- Front View (Top Right):** Shows the unit with a ball diameter of $\varnothing 20$ and a mounting hole diameter of 44 . The ball is labeled 'B'.
- Rear View (Bottom Right):** Shows the unit with a ball diameter of $\varnothing 20$ and a mounting hole diameter of 41 . The ball is labeled 'C'.

A = Solder terminal
B = Plug-in terminal 2.8 mm x 0.5 mm
C = Universal terminal 2.0 mm x 0.5 mm