

# Actuator

704.030.5



<https://www.eao.com/p/704.030.5>

Your product:

---



## 704.030.5 Actuator

### FRONT

<b>Front dimension:</b>	Ø 29 mm
<b>Front form:</b>	Round
<b>Front bezel colour:</b>	Grey
<b>Front bezel material:</b>	Plastic

### MOUNTING

<b>Design:</b>	Raised
<b>Mounting type:</b>	Panel mounting

### OPERATING-/INDICATION PART

<b>Lens colour:</b>	Green
<b>Lens material:</b>	Plastic
<b>Lens illumination:</b>	Illuminated
<b>Lens shape:</b>	Flush
<b>Lens optics:</b>	transparent

### ELECTRICAL CHARACTERISTICS

<b>Switching rating:</b>	
<b>Standards:</b>	The switches comply with the "Standards for low-voltage switching devices" DIN EN 60947-1

### MECHANICAL CHARACTERISTIC

<b>Terminal:</b>	Screw terminal
------------------	----------------

**Switching action:** Momentary  
**Mechanical lifetime:** ≤3 Mil. cycles of operation  
**Operating force:** 8 N  
**Operating Travel:** ca. 5.8 mm ± 0.2 mm  
**Weight:** 0.056 kg

### AMBIENT CONDITION

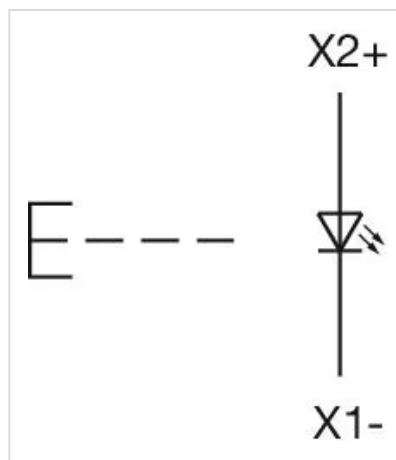
**IP Protection:** IP65 front side  
**Operating temperature:** - 40 °C ... + 55 °C  
**Storage temperature:** - 40 °C ... + 85 °C

### CERTIFICATE

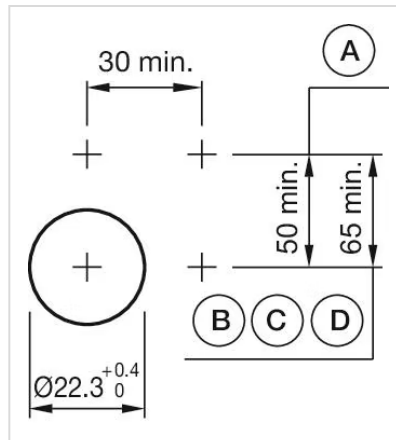
**REACH:** REACH compliant  
**RoHS:** RoHS compliant

### OTHER

**Short Description:** Actuator, Ø 29 mm, Flush, Illuminated, Green, Plastic, transparent, Round, Grey, Plastic, Momentary, Screw terminal  
**Housing colour:** Grey  
**Housing material:** Plastic  
**Hints:** Frontring with protective cover to be mounted with a torque of 0.4 Nm onto actuator, Max. 3 switching elements can be clipped on  
**max. number of switching elements:** 3  
**Wiring diagrams:**

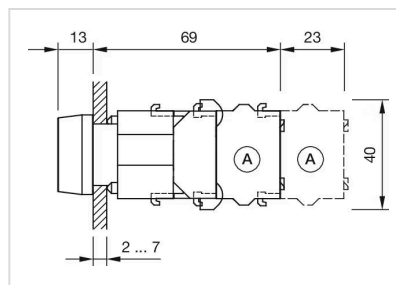


**Mounting cut-outs:**



- A = Screw terminal
- B = Push-in terminal (PIT)
- C = Plug-in terminal 6.3 mm x 0.8 mm
- D = Double plug-in terminal 6.3 mm x 0.8 mm

**Dimension drawings:**



- A = Screw terminal