

Actuator

704.033.6



<https://www.eao.com/p/704.033.6>

Your product:



704.033.6 Actuator

FRONT

| | |
|-----------------------|----------------------|
| Front dimension: | Ø 29 mm |
| Front form: | Round |
| Front bezel colour: | Nature |
| Front bezel material: | Aluminium |
| Front bezel shape: | With protective hood |

MOUNTING

| | |
|----------------|----------------|
| Design: | Raised |
| Mounting type: | Panel mounting |

OPERATING-/INDICATION PART

| | |
|--------------------|-------------|
| Lens colour: | Blue |
| Lens material: | Plastic |
| Lens illumination: | Illuminated |
| Lens shape: | Flush |
| Lens optics: | transparent |

ELECTRICAL CHARACTERISTICS

| | |
|------------|---|
| Standards: | The switches comply with the "Standards for low-voltage switching devices" DIN EN 60947-1 |
|------------|---|

MECHANICAL CHARACTERISTICS

| | |
|-----------|----------------|
| Terminal: | Screw terminal |
|-----------|----------------|

| | |
|-----------------------------|-----------------------------|
| Switching action: | Momentary |
| Mechanical lifetime: | ≤3 Mil. cycles of operation |
| Operating force: | 8 N |
| Operating Travel: | ca. 5.8 mm ± 0.2 mm |
| Weight: | 0.056 kg |

AMBIENT CONDITION

| | |
|-------------------------------|---------------------|
| IP Protection: | IP65 front side |
| Operating temperature: | – 40 °C ... + 55 °C |
| Storage temperature: | – 40 °C ... + 85 °C |

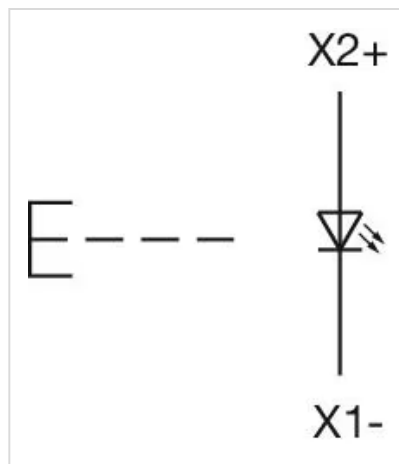
CERTIFICATE

| | |
|---------------|-----------------|
| REACH: | REACH compliant |
| RoHS: | RoHS compliant |

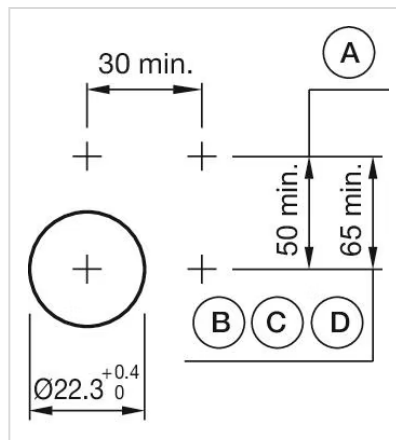
OTHER

| | |
|---|--|
| Short Description: | Actuator, Ø 29 mm, Flush, Illuminated, Blue, Plastic, transparent, Round, With protective hood, Nature, Aluminium, anodised, Momentary, Screw terminal |
| Housing colour: | Grey |
| Housing material: | Plastic |
| Hints: | Fronting with protective cover to be mounted with a torque of 0.4 Nm onto actuator Max. 3 switching elements can be clipped on |
| max. number of switching elements: | 3 |

Wiring diagrams:

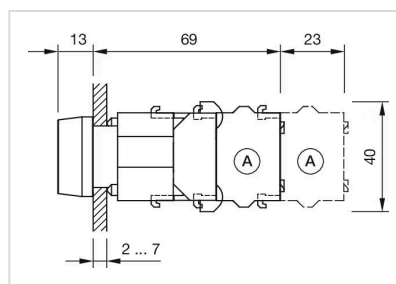


Mounting cut-outs:



A = Screw terminal
B = Push-in terminal (PIT)
C = Plug-in terminal 6.3 mm x 0.8 mm
D = Double plug-in terminal 6.3 mm x 0.8 mm

Dimension drawings:



A = Screw terminal