

# Actuator

704.033.7



<https://www.eao.com/p/704.033.7>

Your product:

---



## 704.033.7 Actuator

### FRONT

Front dimension:	Ø 29 mm
Front form:	Round
Front bezel colour:	Nature
Front bezel material:	Aluminium
Front bezel shape:	With protective hood

### MOUNTING

Design:	Raised
Mounting type:	Panel mounting

### OPERATING-/INDICATION PART

Lens colour:	Colourless
Lens material:	Plastic
Lens illumination:	Illuminated
Lens shape:	Flush
Lens optics:	transparent

### ELECTRICAL CHARACTERISTICS

Standards:	The switches comply with the "Standards for low-voltage switching devices" DIN EN 60947-1
------------	-------------------------------------------------------------------------------------------

### MECHANICAL CHARACTERISTICS

Terminal:	Screw terminal
-----------	----------------

<b>Switching action:</b>	Momentary
<b>Mechanical lifetime:</b>	≤3 Mil. cycles of operation
<b>Operating force:</b>	8 N
<b>Operating Travel:</b>	ca. 5.8 mm ± 0.2 mm
<b>Weight:</b>	0.056 kg

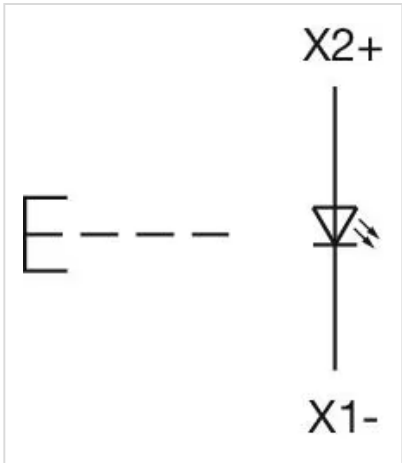
## AMBIENT CONDITION

<b>IP Protection:</b>	IP65 front side
<b>Operating temperature:</b>	– 40 °C ... + 55 °C
<b>Storage temperature:</b>	– 40 °C ... + 85 °C

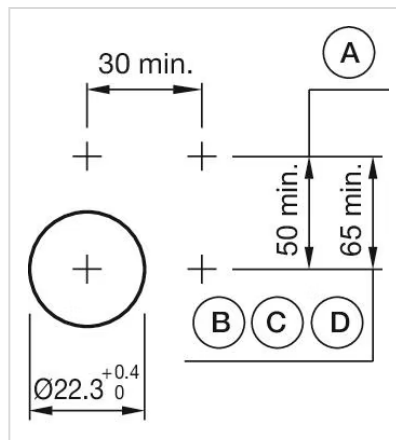
## CERTIFICATE

<b>REACH:</b>	REACH compliant
<b>RoHS:</b>	RoHS compliant

## OTHER

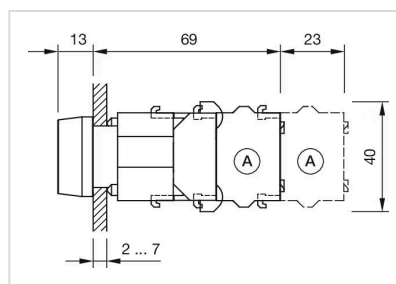
<b>Short Description:</b>	Actuator, Ø 29 mm, Flush, Illuminated, Colourless, Plastic, transparent, Round, With protective hood, Nature, Aluminium, anodised, Momentary, Screw terminal
<b>Housing colour:</b>	Grey
<b>Housing material:</b>	Plastic
<b>Hints:</b>	Frontring with protective cover to be mounted with a torque of 0.4 Nm onto actuator,Max. 3 switching elements can be clipped on
<b>max. number of switching elements:</b>	3
<b>Wiring diagrams:</b>	

### Mounting cut-outs:



A = Screw terminal  
B = Push-in terminal (PIT)  
C = Plug-in terminal 6.3 mm x 0.8 mm  
D = Double plug-in terminal 6.3 mm x 0.8 mm

### Dimension drawings:



A = Screw terminal