

# Actuator

704.229.4



<https://eao.com/p/704.229.4>

Your product:

---



## 704.229.4 Actuator

### FRONT

<b>Front dimension:</b>	30 mm x 30 mm
<b>Front form:</b>	square
<b>Front bezel colour:</b>	Black
<b>Front bezel material:</b>	Plastic

### MOUNTING

<b>Design:</b>	raised
<b>Mounting type:</b>	Panel mounting

### OPERATING-/INDICATION PART

<b>Lens colour:</b>	Yellow
<b>Lens material:</b>	Plastic
<b>Lens illumination:</b>	illuminative
<b>Lens shape:</b>	flush
<b>Lens optics:</b>	transparent

### ELECTRICAL CHARACTERISTICS

<b>Standards:</b>	The switches comply with the "Standards for low-voltage switching devices" DIN EN 60947-1
-------------------	---

### MECHANICAL CHARACTERISTIC

<b>Terminal:</b>	Screw terminal
<b>Switching action:</b>	Momentary

**Mechanical lifetime:** ≤3 Mio. cycles of operation  
**Operating force:** 8 N  
**Operating Travel:** ca. 5.8 mm ± 0.2 mm  
**Weight:** 0.056 kg

### AMBIENT CONDITION

**IP Protection:** IP65 front side  
**Operating temperature:** – 40 °C ... + 55 °C  
**Storage temperature:** – 40 °C ... + 85 °C

### CERTIFICATE

**REACH:** REACH compliant  
**RoHS:** RoHS compliant

### OTHER

**Short Description:** Actuator, 30 mm x 30 mm, flush, illuminative, Yellow, Plastic, transparent, square, Black, Plastic, Momentary, Screw terminal

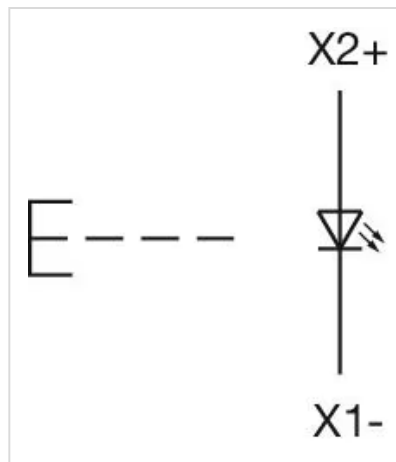
**Housing colour:** Black

**Housing material:** Plastic

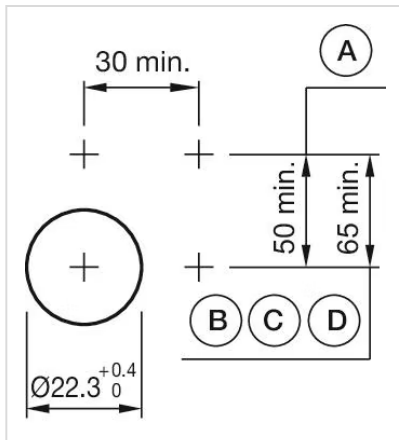
**Hints:** Frontring with protective cover to be mounted with a torque of 0.4 Nm onto actuator, Max. 3 switching elements can be clipped on

**max. number of switching elements:** 3

**Wiring diagrams:**

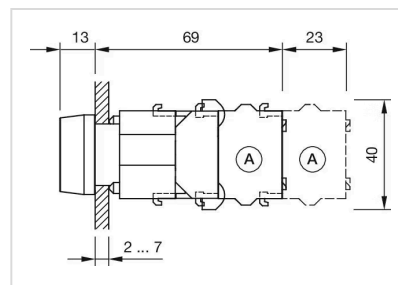


**Mounting cut-outs:**



- A = Screw terminal
- B = Push-in terminal (PIT)
- C = Plug-in terminal 6.3 mm x 0.8 mm
- D = Double plug-in terminal 6.3 mm x 0.8 mm

**Dimension drawings:**



A = Screw terminal