

Actuator

704.259.5



<https://www.eao.com/p/704.259.5>

Your product:



704.259.5 Actuator

FRONT

| | |
|------------------------------|---------------|
| Front dimension: | 30 mm x 30 mm |
| Front form: | Square |
| Front bezel colour: | Black |
| Front bezel material: | Plastic |

MOUNTING

| | |
|-----------------------|----------------|
| Design: | Raised |
| Mounting type: | Panel mounting |

OPERATING-/INDICATION PART

| | |
|---------------------------|-------------|
| Lens colour: | Green |
| Lens material: | Plastic |
| Lens illumination: | Illuminated |
| Lens shape: | Flush |
| Lens optics: | transparent |

ELECTRICAL CHARACTERISTICS

| | |
|--------------------------|---|
| Switching rating: | |
| Standards: | The switches comply with the "Standards for low-voltage switching devices" DIN EN 60947-1 |

MECHANICAL CHARACTERISTIC

| | |
|------------------|----------------|
| Terminal: | Screw terminal |
|------------------|----------------|

Switching action: Maintained
Mechanical lifetime: ≤3 Mil. cycles of operation
Operating force: 8 N
Operating Travel: ca. 5.8 mm ± 0.2 mm
Weight: 0.056 kg

AMBIENT CONDITION

IP Protection: IP65 front side
Operating temperature: – 40 °C ... + 55 °C
Storage temperature: – 40 °C ... + 85 °C

CERTIFICATE

REACH: REACH compliant
RoHS: RoHS compliant

OTHER

Short Description: Actuator, 30 mm x 30 mm, Flush, Illuminated, Green, Plastic, transparent, Square, Black, Plastic, Maintained, Screw terminal

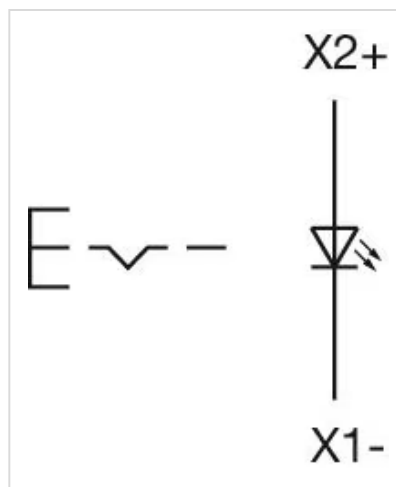
Housing colour: Black

Housing material: Plastic

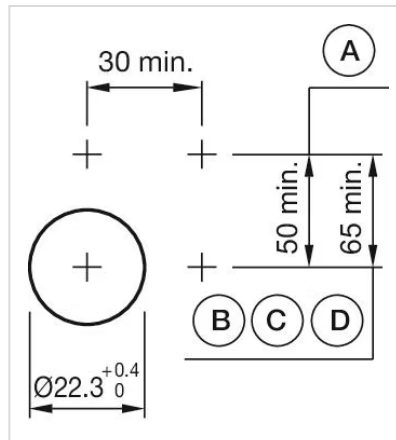
Hints: Frontring with protective cover to be mounted with a torque of 0.4 Nm onto actuator, Max. 3 switching elements can be clipped on

max. number of switching elements: 3

Wiring diagrams:

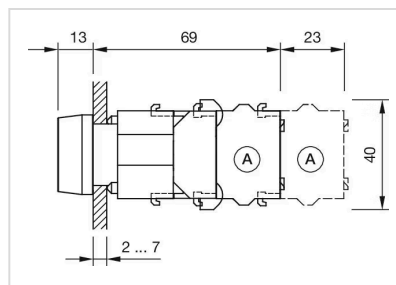


Mounting cut-outs:



- A = Screw terminal
- B = Push-in terminal (PIT)
- C = Plug-in terminal 6.3 mm x 0.8 mm
- D = Double plug-in terminal 6.3 mm x 0.8 mm

Dimension drawings:



- A = Screw terminal