

# Actuator

704.411.018I



<https://eao.com/p/704.411.018I>

Your product:

---



## 704.411.018I Actuator

### FRONT

<b>Front dimension:</b>	Ø 35 mm
<b>Front form:</b>	round
<b>Front bezel colour:</b>	Nature
<b>Front bezel material:</b>	Aluminium

### MOUNTING

<b>Design:</b>	flush
<b>Mounting cut-out:</b>	Ø 30.5 mm
<b>Mounting type:</b>	Panel mounting

### OPERATING-/INDICATION PART

<b>Lever colour:</b>	Black
<b>Lever material:</b>	plastic
<b>Lever shape:</b>	short

### ELECTRICAL CHARACTERISTICS

<b>Standards:</b>	The switches comply with the "Standards for low-voltage switching devices" DIN EN 60947-1
-------------------	---

### MECHANICAL CHARACTERISTIC

<b>Switching action:</b>	Rest - Maintained
<b>Switching positions:</b>	2 positions
<b>Switching angle:</b>	90° right

**Mechanical lifetime:** ≤2.5 Mio. cycles of operation

**Weight:** 0.056 kg

### AMBIENT CONDITION

**IP Protection:** IP65 front side

**Operating temperature:** - 40 °C ... + 55 °C

**Storage temperature:** - 40 °C ... + 85 °C

### CERTIFICATE

**REACH:** REACH compliant

**RoHS:** RoHS compliant

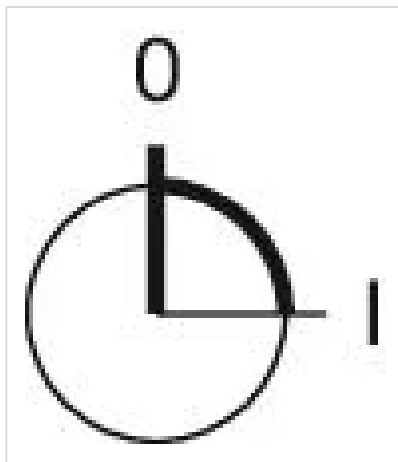
### OTHER

**Short Description:** Actuator, Ø 30.5 mm, Ø 35 mm, optional illuminative, Black, short, round, Nature, Aluminium, anodised, Rest - Maintained

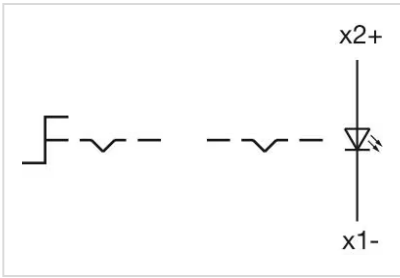
**Hints:** Max. 3 switching elements can be clipped on

**max. number of switching elements:** 3

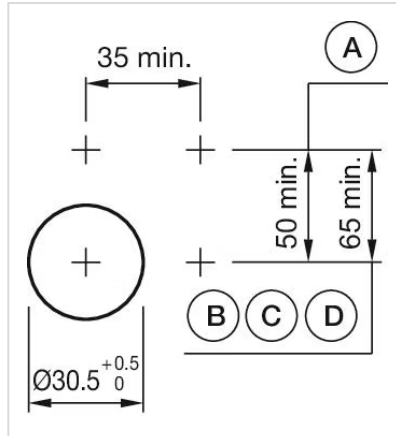
**Switching positions:**



**Wiring diagrams:**

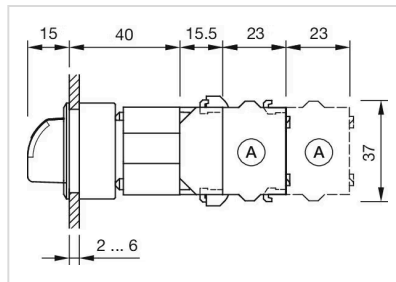


**Mounting cut-outs:**



- A = Screw terminal
- B = Push-in terminal (PIT)
- C = Plug-in terminal 6.3 mm x 0.8 mm
- D = Double plug-in terminal 6.3 mm x 0.8 mm

**Dimension drawings:**



X = Screw terminal