

Actuator

704.413.010I



<https://www.eao.com/component/704.413.010I/en...>

Your product:



704.413.010I Actuator

FRONT

Front dimension:	Ø 35 mm
Front form:	Round
Front bezel colour:	Black
Front bezel material:	Aluminium

MOUNTING

Design:	Flush
Mounting cut-out:	Ø 30.5 mm
Mounting type:	Panel mounting

OPERATING-/INDICATION PART

Lever colour:	Black
Lever bar colour:	translucent
Lever material:	plastic
Lever shape:	short

ELECTRICAL CHARACTERISTICS

Standards:	The switches comply with the "Standards for low-voltage switching devices" DIN EN 60947-1
-------------------	-------------------------------------------------------------------------------------------

MECHANICAL CHARACTERISTICS

Switching action:	Rest - Momentary
Switching positions:	2 positions

Switching angle: 42° right
Mechanical lifetime: ≤2.5 Mil. cycles of operation
Weight: 0.051 kg

AMBIENT CONDITION

IP Protection: IP65 front side
Operating temperature: – 40 °C ... + 55 °C
Storage temperature: – 40 °C ... + 85 °C

CERTIFICATE

REACH: REACH compliant
RoHS: RoHS compliant

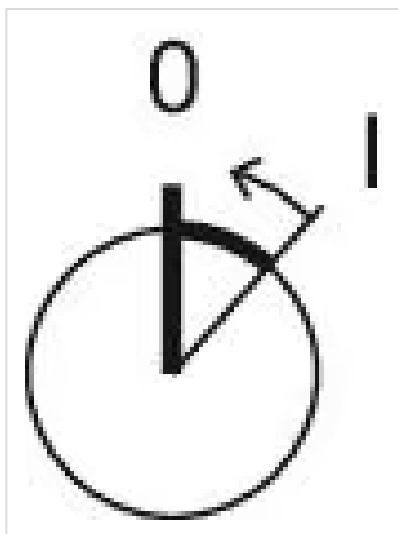
OTHER

Short Description: Actuator, Ø 30.5 mm, Ø 35 mm, optional illuminative, Black, short, Round, Black, Aluminium, anodised, Rest - Momentary


Hints: Max. 3 switching elements can be clipped on

max. number of switching elements: 3

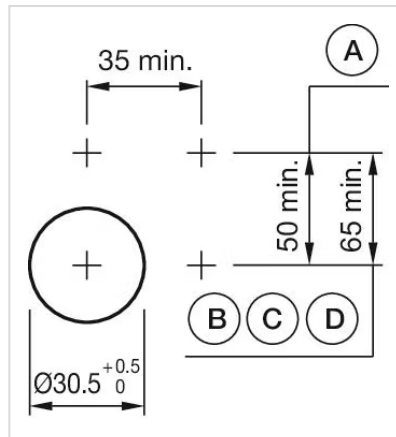
Switching positions:



Wiring diagrams:

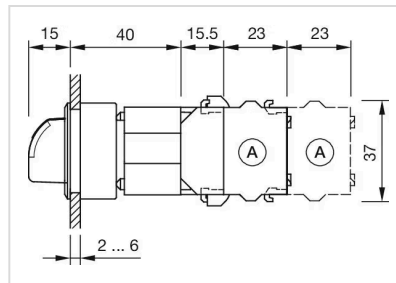


Mounting cut-outs:



- A = Screw terminal
- B = Push-in terminal (PIT)
- C = Plug-in terminal 6.3 mm x 0.8 mm
- D = Double plug-in terminal 6.3 mm x 0.8 mm

Dimension drawings:



X = Screw terminal