

Actuator

71-
636.0/D



<https://eao.com/p/71-636.0/D>

Your product:



71-636.0/D Actuator

MOUNTING

Mounting type: Panel mounting

ELECTRICAL CHARACTERISTICS

Switching voltage and switching current:

Switch rating AC $\cos\phi$ 0,7 ... 0,8 gemäss EN IEC 60947-5-1		
Voltage	250 VAC	
Current	3 A	
Switch rating DC gemäss EN IEC 60947-5-1		
Voltage	24 VDC	250 VDC
Current	3 A	0.5 A

Surge voltage resistance: 2500 VAC, 50 Hz, 1 minute, as per DIN / IEC 60512-2 between all terminals and earth

Recommended minimum operational data:

Voltage	5 VAC/DC
Current	10 mA

MECHANICAL CHARACTERISTIC

Switching action: Maintained - Rest (a) - Momentary

Switching system: Self-cleaning, double-break snap action switching system, 1 normally closed and 1 normally open contact per element.

Switching positions: 3 positions

Switching angle: 90° left / 42° right

Mechanical lifetime: 50 000 cycles of operation

Tightening torque: Fixing nut max. 0.5 Nm

Weight: 0.026 kg

AMBIENT CONDITION

IP Protection: IP65 front side

Operating temperature: - 25 °C ... + 55 °C

Storage temperature: - 40 °C ... + 85 °C

Shock resistance: Max. 500 m/s², pulse width, 3-axis (sinusoidal EN IEC 60068-2-27)

Vibration resistance: Max. 100 m / s² from 10 Hz ... 500 Hz, (sinusoidal EN IEC 60068-2-6)

Climate resistance: Damp heat, steady: 56 days, + 40 °C/93 % relative humidity, according to EN IEC 60068-2-78

CERTIFICATE

Conformities: CE, UKCA, 2011 / 65 / EC (RoHS), 2014 / 35 / EU (LVD)

REACH: REACH compliant

RoHS: RoHS compliant

OTHER

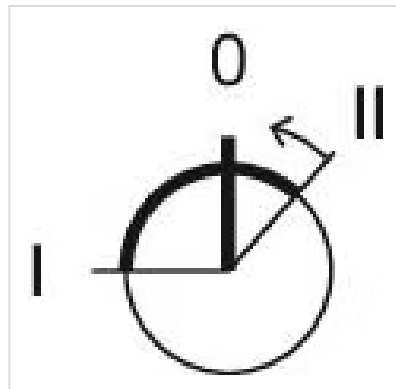
Short Description: Actuator, Maintained - Rest (a) - Momentary

Housing material: Plastic, according to UL 94 V0

Product attributes: Standard lock: DOM 311

Hints: Standard lock: DOM 311

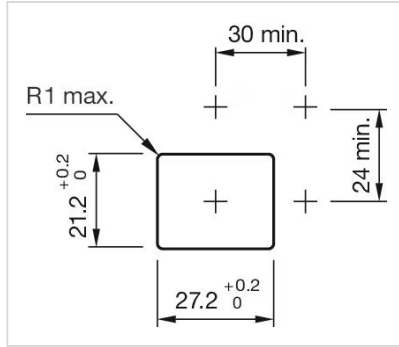
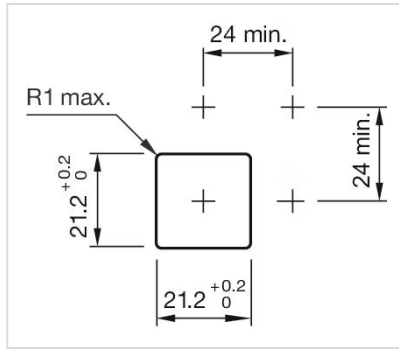
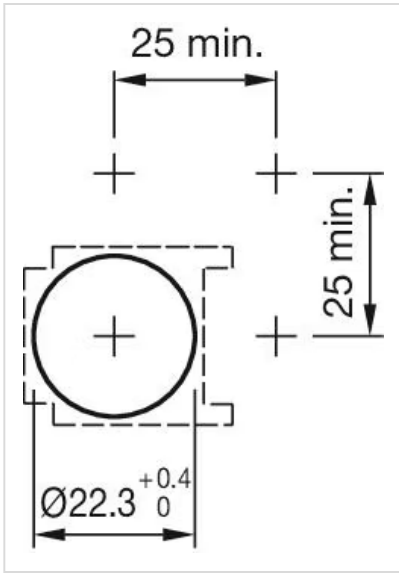
Switching positions:



Wiring diagrams:



Mounting cut-outs:



Dimension drawings:

