

# Indicator 16 mm

82-4152.01A4



<https://www.eao.com/p/82-4152.01A4>

Your product:

---



## 82-4152.01A4 Indicator 16 mm

### FRONT

<b>Front dimension:</b>	Ø 18 mm
<b>Front form:</b>	Round
<b>Front bezel material:</b>	Stainless steel
<b>Front bezel shape:</b>	Flush

### MOUNTING

<b>Mounting cut-out:</b>	Ø 16 mm
<b>Mounting type:</b>	Panel mounting

### OPERATING-/INDICATION PART

<b>Lens colour:</b>	Silver
<b>Lens material:</b>	Stainless steel
<b>Lens illumination:</b>	Illuminated
<b>Lens shape:</b>	Flush
<b>Lens optics:</b>	opaque
<b>Illumination colour:</b>	Red / Green
<b>Shape of illumination:</b>	Ring

### ELECTRICAL CHARACTERISTICS

<b>Operating voltage:</b>	24 V AC/DC
<b>Operation current:</b>	7 mA
<b>Rated Operational Voltage Ue:</b>	250 VAC

<b>Rated insulation voltage Ui:</b>	250 V
<b>Switching rating:</b>	
<b>Electrical lifetime:</b>	50 000 cycles of operation
<b>Electric strength:</b>	1500 VAC, 50 Hz 1 minute between life terminals and ground
<b>Pollution degree:</b>	2, according to EN IEC 60947-1
<b>Thermal current Ith:</b>	5 A

### MECHANICAL CHARACTERISTIC

<b>Terminal:</b>	Screw terminal
<b>Tightening torque:</b>	0.5 ... 0.6 Nm, Screw terminal 0.1 Nm
<b>Weight:</b>	0.018 kg

### AMBIENT CONDITION

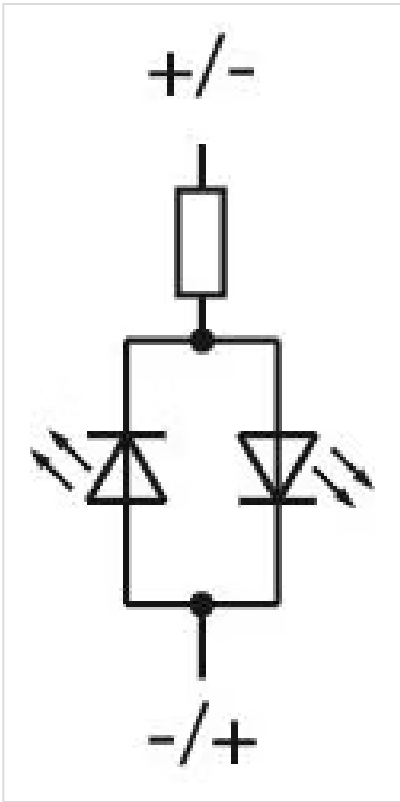
<b>IP front protection:</b>	IP65, IP67
<b>Operating temperature:</b>	- 30 °C ... + 70 °C
<b>Storage temperature:</b>	- 40 °C ... + 80 °C
<b>Shock resistance:</b>	Max. 500 m / s <sup>2</sup> as per IEC 60068-2-27
<b>Vibration resistance:</b>	10 ... 500 Hz, amplitude 1.5 mm p-p according to IEC 60068-2-6
<b>Climate resistance:</b>	Damp heat, 21 days according to IEC 60512-11

### CERTIFICATE

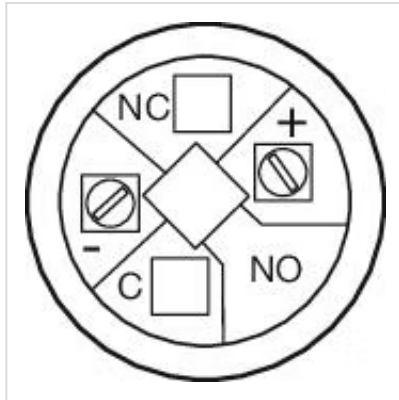
<b>Approbations:</b>	CB, CCC, C UL, UL
<b>Conformities:</b>	CE, 2011 / 65 / EC (RoHS), 2014 / 35 / EU (LVD)
<b>REACH:</b>	REACH compliant
<b>RoHS:</b>	RoHS compliant

### OTHER

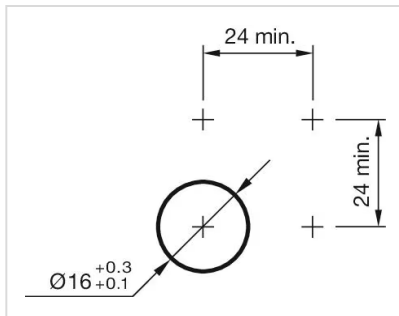
<b>Short Description:</b>	Indicator 16 mm, , 24 V AC/DC, Screw terminal, Round, Stainless steel, Red / Green, Silver
<b>Kind of illumination:</b>	Bi-colour-LED
<b>Wiring diagrams:</b>	



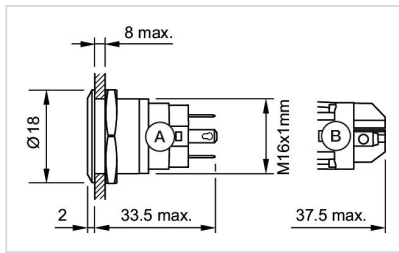
**Component layouts:**



**Mounting cut-outs:**



**Dimension drawings:**



A = Solder terminal  
B = Screw terminal