

# Illuminated pushbutton Ø 16 mm silver contact

82-4552.2123



<https://www.eao.com/p/82-4552.2123>

Your product:

---



82-4552.2123

Illuminated pushbutton Ø  
16 mm silver contact

#### FRONT

**Front dimension:** Ø 18 mm

**Front form:** Round

**Front bezel material:** Aluminium

**Front bezel shape:** Flush

#### MOUNTING

**Mounting cut-out:** Ø 16 mm

**Mounting type:** Panel mounting

#### OPERATING-/INDICATION PART

**Lens colour:** Nature

**Lens material:** Aluminium

**Lens illumination:** Illuminated

**Lens shape:** Flush

**Lens optics:** opaque

**Illumination colour:** Blue

**Shape of illumination:** Ring

#### ELECTRICAL CHARACTERISTICS

**Switching voltage and switching current:**

according to IEC 60947-5-1 (Silver contacts)

Service categorie AC-15

Voltage

24 VAC

35 VAC

110 VAC

220 VAC

Switch rating DC service categorie DC-13 (Silver contacts)

Voltage

24 VDC

35 VDC

110 VDC

220 VDC

Current

1 A

1 A (M12 version)

1 A

0.5 A

Current

0.7 A

0.5 A (M12 version)

0.2 A

0.1 A

according to UL 508 (Silver contacts)

$\cos\phi$  0,75 ... 0,8

Voltage

120 VAC

240 VAC

24 VAC

Current

5 A

3 A

1 A

|                                      |  |
|--------------------------------------|--|
| <b>Contacts:</b>                     | 1 C  |
| <b>Operating voltage:</b>            | 12 V AC/DC   |
| <b>Operation current:</b>            | 7 mA   |
| <b>Rated Operational Voltage Ue:</b> | 250 VAC  |
| <b>Rated insulation voltage Ui:</b>  | 250 V  |
| <b>Switching rating:</b>             | 240 V  |
| <b>Electrical lifetime:</b>          | 50 000 cycles of operation                                 |
| <b>Electric strength:</b>            | 1500 VAC, 50 Hz 1 minute between life terminals and ground |
| <b>Pollution degree:</b>             | 2, according to EN IEC 60947-1                             |
| <b>Thermal current Ith:</b>          | 5 A  |

## MECHANICAL CHARACTERISTIC

|                             |                                       |
|-----------------------------|---------------------------------------|
| <b>Terminal:</b>            | Screw terminal                        |
| <b>Contact material:</b>    | Silver                                |
| <b>Switching action:</b>    | Maintained                            |
| <b>Switching system:</b>    | Snap-action switching element         |
| <b>Mechanical lifetime:</b> | 500 000 cycles of operation           |
| <b>Operating force:</b>     | 4 N ... 7 N                           |
| <b>Operating Travel:</b>    | ca. 3 mm                              |
| <b>Tightening torque:</b>   | 0.5 ... 0.6 Nm, Screw terminal 0.1 Nm |
| <b>Weight:</b>              | 0.018 kg                              |

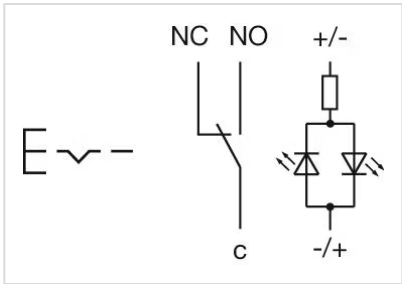
## AMBIENT CONDITION

|                               |  |
|-------------------------------|--|
| <b>IP front protection:</b>   | IP65, IP67   |
| <b>Operating temperature:</b> | - 30 °C ... + 70 °C  |
| <b>Storage temperature:</b>   | - 40 °C ... + 80 °C  |
| <b>Shock resistance:</b>      | Max. 500 m / s <sup>2</sup> as per IEC 60068-2-27              |
| <b>Vibration resistance:</b>  | 10 ... 500 Hz, amplitude 1.5 mm p-p according to IEC 60068-2-6 |
| <b>Climate resistance:</b>    | Damp heat, 21 days according to IEC 60512-11                   |

## CERTIFICATE

|                      |   |
|----------------------|---|
| <b>Approbations:</b> | CB, CCC, C UL, UL                               |
| <b>Conformities:</b> | CE, 2011 / 65 / EC (RoHS), 2014 / 35 / EU (LVD) |
| <b>REACH:</b>        | REACH compliant                                 |
| <b>RoHS:</b>         | RoHS compliant                                  |

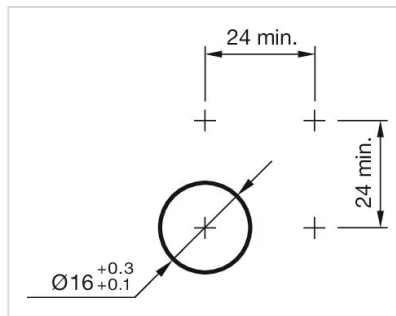
## OTHER

|                              |   |
|------------------------------|---|
| <b>Short Description:</b>    | Illuminated pushbutton Ø 16 mm silver contact, Maintained, 240 V, 12 V AC/DC, 1 C, Screw terminal, Round, Aluminium, Blue, Nature |
| <b>Kind of illumination:</b> | Single-LED  |
| <b>Wiring diagrams:</b>      |   |

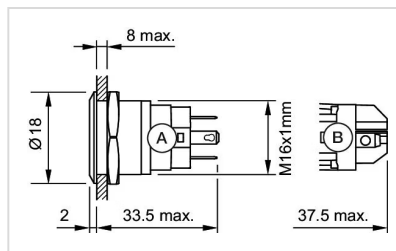
**Component layouts:**



**Mounting cut-outs:**



**Dimension drawings:**



A = Solder terminal  
B = Screw terminal