

Pushbutton, illuminated pushbutton, Ø 22 mm, stainless steel
316L, cable 200 mm, 180°

82-6655.2000



<https://eao.com/p/82-6655.2000>

Your product:



82-6655.2000

Pushbutton, illuminated pushbutton, Ø 22 mm, stainless steel 316L, cable 200 mm, 180°

FRONT

Front dimension:	Ø 25 mm
Front form:	round
Front bezel material:	Stainless steel 316L
Front bezel shape:	flush

MOUNTING

Mounting cut-out:	Ø 22 mm
Mounting type:	Panel mounting

OPERATING-/INDICATION PART

Lens colour:	Silver
Lens material:	Stainless steel 316L
Lens illumination:	non illuminative
Lens shape:	flush
Lens optics:	opaque

ELECTRICAL CHARACTERISTICS

Rated Operational Voltage U_e:	250 VAC
Rated insulation voltage U_i:	250 V
Switching rating:	35 V AC/DC @ 0,6 A
Electrical lifetime:	50 000 cycles of operation
Electric strength:	1500 VAC, 50 Hz 1 minute between life terminals and ground

Pollution degree: 2, according to EN IEC 60947-1
Thermal current I_{th}: 5 A

MECHANICAL CHARACTERISTIC

Terminal: Cable 200 mm, 180°
Switching action: Maintained
Switching system: Snap-action switching element
Mechanical lifetime: 500 000 cycles of operation
Operating force: 4 N ... 7 N
Operating Travel: ca. 3 mm
Tightening torque: 0.5 ... 0.6 Nm
Weight: 0.04 kg

AMBIENT CONDITION

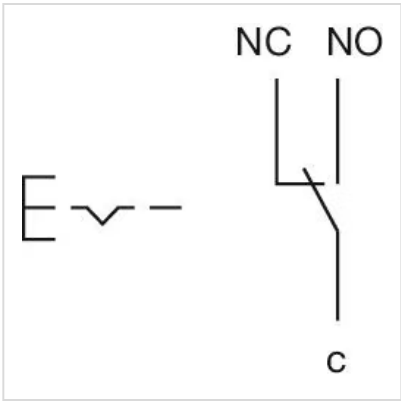
IP front protection: IP65, IP67
Operating temperature: – 30 °C ... + 70 °C
Storage temperature: – 40 °C ... + 80 °C
Shock resistance: Max. 500 m / s² as per IEC 60068-2-27
Vibration resistance: 10 ... 500 Hz, amplitude 1.5 mm p-p according to IEC 60068-2-6
Climate resistance: Damp heat, 21 days according to IEC 60512-11

CERTIFICATE

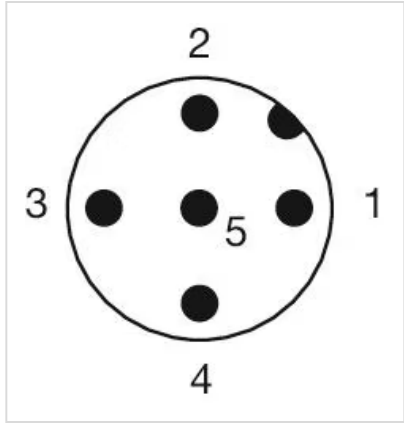
Conformities: CE, 2011 / 65 / EC (RoHS), 2014 / 35 / EU (LVD)
REACH: REACH compliant
RoHS: RoHS compliant

OTHER

Short Description: Pushbutton, illuminated pushbutton, Ø 22 mm, stainless steel 316L, cable 200 mm, 180°, Maintained, 35 V AC/DC @ 0,6 A, Cable 200 mm, 180°, round, Stainless steel 316L, Silver
Hints: Cable with certification ECE-R118
Wiring diagrams:

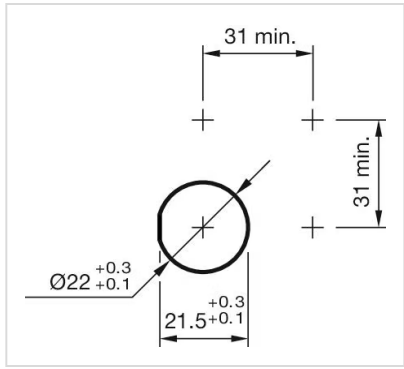


Component layouts:



- 1 = Shield
- 2 = Red (AWG22)
- 3 = Black (AWG22)
- 4 = White (AWG24)
- 5 = Blue (AWG24)

Mounting cut-outs:



Dimension drawings:

