

Pushbutton, illuminated pushbutton, Ø 22 mm, stainless steel
316L, cable 200 mm, 90°

82-665C.2154



<https://eao.com/p/82-665C.2154>

Your product:



82-665C.2154

Pushbutton, illuminated pushbutton, Ø 22 mm, stainless steel 316L, cable 200 mm, 90°

FRONT

Front dimension:	Ø 25 mm
Front form:	round
Front bezel material:	Stainless steel 316L
Front bezel shape:	flush

MOUNTING

Mounting cut-out:	Ø 22 mm
Mounting type:	Panel mounting

OPERATING-/INDICATION PART

Lens colour:	Silver
Lens material:	Stainless steel 316L
Lens illumination:	illuminative
Lens shape:	flush
Lens optics:	opaque
Illumination colour:	White
Shape of illumination:	Ring (Tritan)

ELECTRICAL CHARACTERISTICS

Operating voltage:	24 V DC (LED)
Rated Operational Voltage U_e:	250 VAC
Rated insulation voltage U_i:	250 V

Switching rating:	35 V AC/DC @ 0,6 A
Electrical lifetime:	50 000 cycles of operation
Electric strength:	1500 VAC, 50 Hz 1 minute between life terminals and ground
Pollution degree:	2, according to EN IEC 60947-1
Thermal current I_{th}:	5 A

MECHANICAL CHARACTERISTIC

Terminal:	Cable 200 mm, 90°
Switching action:	Maintained
Switching system:	Snap-action switching element
Mechanical lifetime:	500 000 cycles of operation
Operating force:	4 N ... 7 N
Operating Travel:	ca. 3 mm
Tightening torque:	0.5 ... 0.6 Nm
Weight:	0.04 kg

AMBIENT CONDITION

IP front protection:	IP65, IP67
Operating temperature:	- 30 °C ... + 70 °C
Storage temperature:	- 40 °C ... + 80 °C
Shock resistance:	Max. 500 m / s ² as per IEC 60068-2-27
Vibration resistance:	10 ... 500 Hz, amplitude 1.5 mm p-p according to IEC 60068-2-6
Climate resistance:	Damp heat, 21 days according to IEC 60512-11

CERTIFICATE

Conformities:	CE, 2011 / 65 / EC (RoHS), 2014 / 35 / EU (LVD)
REACH:	REACH compliant
RoHS:	RoHS compliant

OTHER

Short Description:	Pushbutton, illuminated pushbutton, Ø 22 mm, stainless steel 316L, cable 200 mm, 90°, Maintained, 35 V AC/DC @ 0,6 A, 24 V DC (LED), Cable 200 mm, 90°, round, Stainless steel 316L, White, Silver
---------------------------	--

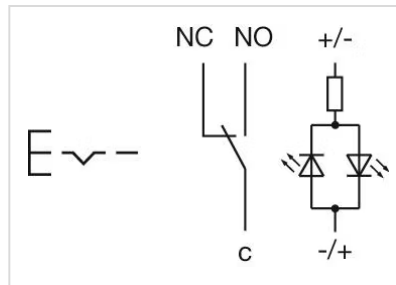
Kind of illumination:

Single-LED

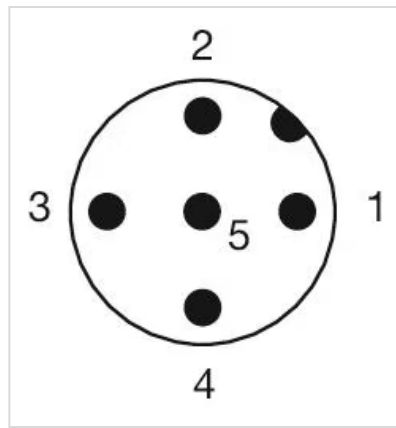
Hints:

Cable with certification ECE-R118

Wiring diagrams:

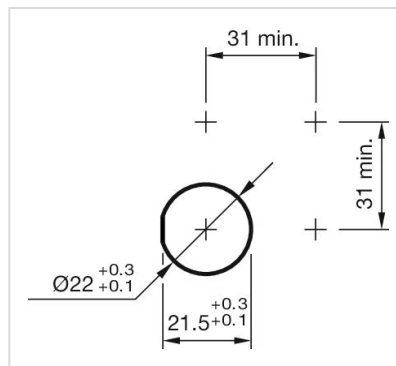


Component layouts:



- 1 = Shield
- 2 = Red (AWG22)
- 3 = Black (AWG22)
- 4 = White (AWG24)
- 5 = Blue (AWG24)

Mounting cut-outs:



Dimension drawings:

