

Illuminated pushbutton, connector M12, Ø 22 mm, stainless steel 316L, cable 200 mm, 90°

82-665G.1134



<https://www.eao.com/p/82-665G.1134>

Your product:



82-665G.1134

Illuminated pushbutton, connector M12,
Ø 22 mm, stainless steel 316L, cable
200 mm, 90°

FRONT

Front dimension:	Ø 25 mm
Front form:	Round
Front bezel material:	Stainless steel 316L
Front bezel shape:	Flush

MOUNTING

Mounting cut-out:	Ø 22 mm
Mounting type:	Panel mounting

OPERATING-/INDICATION PART

Lens colour:	Silver
Lens material:	Stainless steel 316L
Lens illumination:	Illuminated
Lens shape:	Flush
Lens optics:	opaque
Illumination colour:	Green
Shape of illumination:	Ring (Tritan)

ELECTRICAL CHARACTERISTICS

Operating voltage:	24 V DC (LED)
Rated Operational Voltage Ue:	250 VAC
Rated insulation voltage Ui:	250 V

Switching rating:	35 V AC/DC @ 0,6 A
Electrical lifetime:	50 000 cycles of operation
Electric strength:	1500 VAC, 50 Hz 1 minute between life terminals and ground
Pollution degree:	2, according to EN IEC 60947-1
Thermal current I_{th}:	5 A

MECHANICAL CHARACTERISTIC

Terminal:	Cable 200 mm, 90°, Connector M12
Switching action:	Momentary
Switching system:	Snap-action switching element
Mechanical lifetime:	1 Mil. cycles of operation
Operating force:	4 N ... 7 N
Operating Travel:	ca. 3 mm
Tightening torque:	0.5 ... 0.6 Nm
Weight:	0.065 kg

AMBIENT CONDITION

IP front protection:	IP65, IP67
Operating temperature:	- 30 °C ... + 70 °C
Storage temperature:	- 40 °C ... + 80 °C
Shock resistance:	Max. 500 m / s ² as per IEC 60068-2-27
Vibration resistance:	10 ... 500 Hz, amplitude 1.5 mm p-p according to IEC 60068-2-6
Climate resistance:	Damp heat, 21 days according to IEC 60512-11

CERTIFICATE

Conformities:	CE, 2011 / 65 / EC (RoHS), 2014 / 35 / EU (LVD)
REACH:	REACH compliant
RoHS:	RoHS compliant

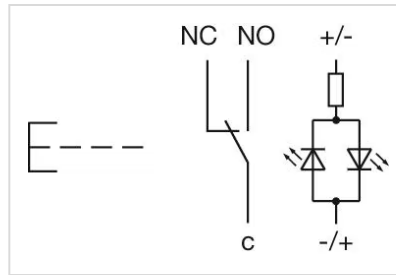
OTHER

Short Description:	Illuminated pushbutton, connector M12, Ø 22 mm, stainless steel 316L, cable 200 mm, 90°, Momentary, 35 V AC/DC @ 0,6 A, 24 V DC (LED), Cable 200 mm, 90°, Connector M12, Round, Stainless steel 316L, Green, Silver
---------------------------	---

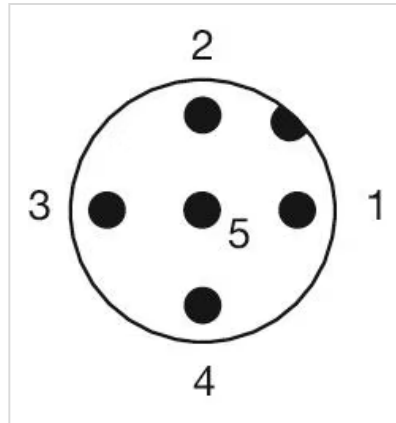
Kind of illumination:

Single-LED

Wiring diagrams:

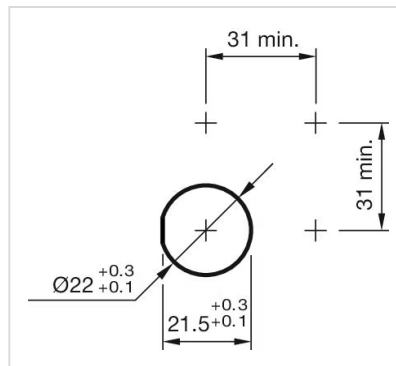


Component layouts:



1 = NC
2 = LED+
3 = Common
4 = LED-
5 = NO
A-Coded

Mounting cut-outs:



Dimension drawings:

