


Switching element

71-671.026



<https://eao.com/p/71-671.026>

Your product:



71-671.026

Switching element

ELECTRICAL CHARACTERISTICS

Contacts: 1 NC / 1 NO

Switching rating: 250 V @ 3 A

MECHANICAL CHARACTERISTIC

Terminal: PCB terminal

Contact material: Gold

Switching system: Snap-action switching element

Switching positions: 2 positions

Weight: 0.005 kg

CERTIFICATE

REACH: REACH compliant

RoHS: RoHS compliant

OTHER

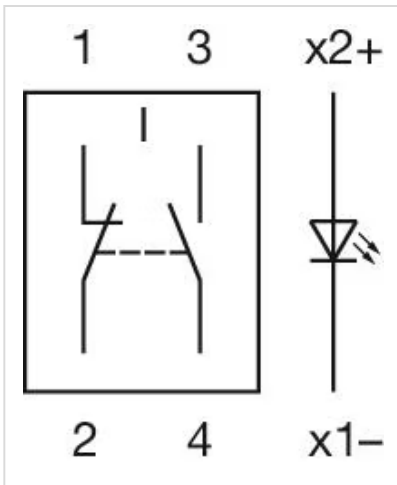
Short Description: Switching element, Snap-action switching element, 250 V @ 3 A, Gold, 1 NC / 1 NO, PCB terminal

Housing material: Plastic, according to UL 94 V0

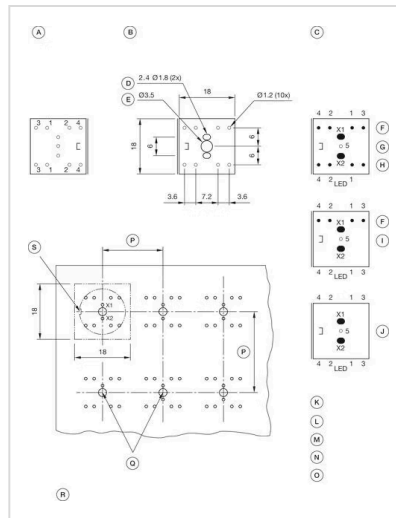
Product attributes: Including locking pin

Hints: Including locking pin

Wiring diagrams:



Component layouts:



- A = Terminals (rear side)
- B = Drilling plan (component side)
- C = non-metallic
- D = Cu-Pad
- E = Occupancy plan (component side)
- F = 1. Switch
- G = Switching element 2 Normaly close + 2 Normaly open, Part No. 71-672.026
- H = 2. Switches
- I = Switching element 1 Normaly close + 1 Normaly open, Part No. 71-671.026
- J = Illumination element, Part No. 71-670.026
- K = X1 Lamp cathode (-)
- L = X2 Lamp anode (+)
- M = 1-2 Contact normally closed
- N = 3-4 Contact normally open
- O = 5 Hole for interlocking pin
- P = Front dimension min.
- Q = Position interlocking pin
- R = Note:
Pitch of the print circuit board hole Ø3.5

must agree with the mounting holes on the front plate
S = Slot in actuator